

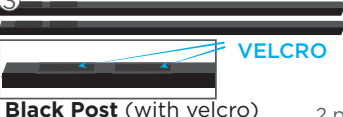

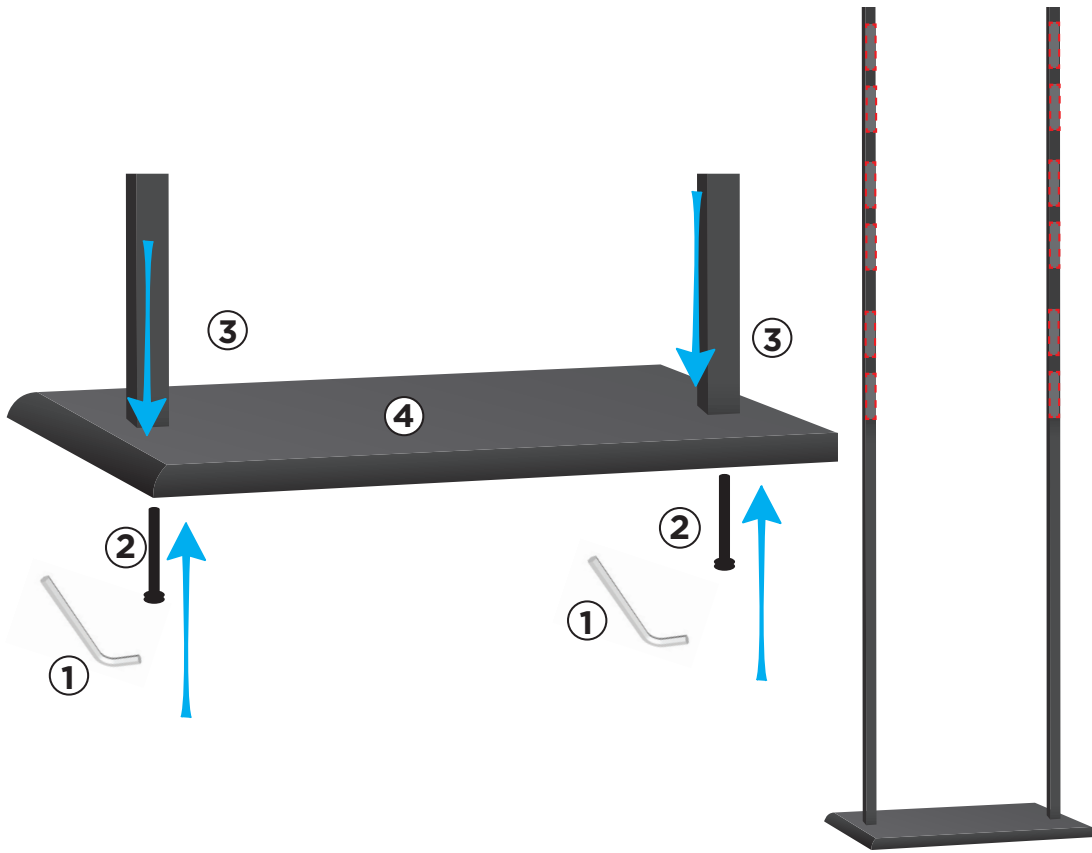


**DUAL POST STAND PARTS LIST**

<p>①  <b>Allen Wrench</b> 1 pc</p>	<p>②  <b>Bolt</b> 2 pc</p>	<p>③  <b>Black Post (with velcro)</b> 2 pc</p>	<p>④  <b>Base</b> 1 pc</p>
--	---	---	--

**POST STAND ASSEMBLY INSTRUCTIONS**

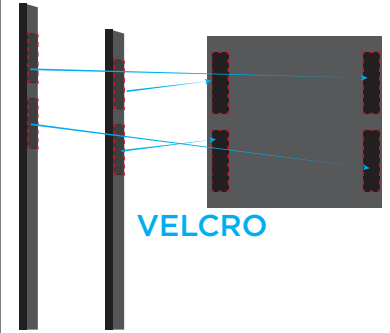
**STEP 1**



Insert bolts through base from bottom, and connect to threaded upright bars using the supplied 4mm Allen Wrench.

**GRAPHIC INSTALLATION**

**STEP 2**



Align and attach the velcro on the post stand and the graphic. Repeat Step 2 if you sign has more then one graphic or is double sided.

