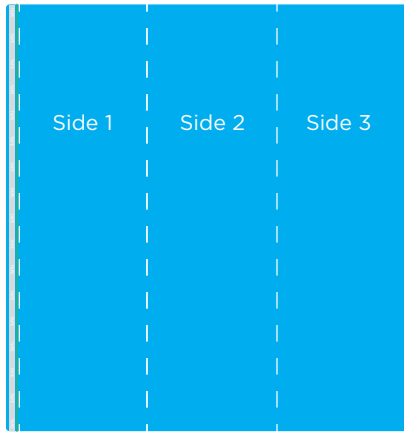


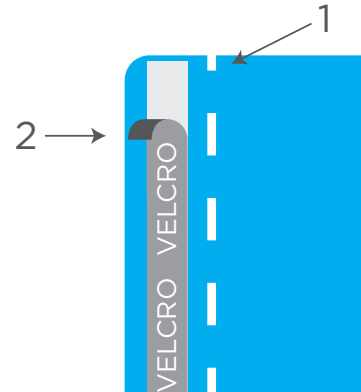
PIECES



Triangle Stand

ASSEMBLY INSTRUCTIONS

STEP 1




Locate the Velcro Strip² and fold along the score line¹. Then, pull the backing paper off the Velcro Strip.

ASSEMBLY INSTRUCTIONS

STEP 2



STEP 3



Next, prop up the Triangle Stand by folding all of the sides and velcro tab inwards. Attach the adhesive on the velcro tab to the other side of the Triangle Stand.

Finally, after all of the sides are connected, press along the folded tab so it becomes firmly adhered. If you need to realign the Triangle Stand you can separate the velcro and try again.